

FOR THE PERFECT MIX

A smarter and faster mixer to
change your paint game!

GX300 Automatic Mixer


GX300 combines smart-tech intelligence with user-friendly simplicity to give you a highly efficient automatic mixer. Built with cutting-edge technology, the GX300 is packed with pre-set mixing time and computer connectivity with paint dispensers. It offers multi-can mode, automatic clamp pressure, covered gears and spindles, and more.





 **Intelligent Mixing**
Automatically determines optimum mixing speed

 **Faster Homogenization**
Continuous speed regulation reduces mixing time by 50%

 **Fastest Clamp Speed**
Clamping in half the normal time

 **Faster Diagnostics**
Remotely accessible and future-ready

 **Dynamic Balance**
Stability at high speeds up to 230 RPM

 **Easy-to-Operate Interface**
Clear overview on machine status and usage

GX300 in Spotlight

Built-in 7-segment LED display for up-to-date machine status and advanced diagnosis

Specifications & Technical Data



General

- Medium and high volume paint turnover



Footprint

- HWD: 101 x 82 x 87 (84) cm
- Weight: 235 kg



Can specs

- Max product weight: 40 kg
- Min height: 80 mm
- Max height: 400 mm
- Plate diameter: 380 mm
- Suitable for oval cans
- Mixing of multiple cans possible



Installation

- Wheels and feet at bottom
- Power supply: 230V-50 / 60Hz or 115V / 60Hz
- Voltage adjustment at order



Clamping

- Automatic, dedicated control



Usage

- Rotating swing door (to be mounted left or right)
- Sliding door optional
- Loading plate fully extractable
- 7-segment LED with programmable preset buttons
- Variable speed (slow start), between 230 and 90 rpm, dynamic balance



Service

- Removable top cover and back panel
- Splash guard to protect from paint spillage
- Replaceable rubber on bottom clamp plate
- Network connectivity through FFM Maintenance app for remote access
- 750 Watt AC motor



The Fastest and Smartest Mixer in the Market

Features

Can table
Capacity
Mix speed
Balancing
Can size
Gyroscopic spin ratio
User interface
Dimensions (HWD)
Control software

Competition

Partially inside enclosure
1-36Kg
150/200rpm
Unbalanced
9-40cm
1 to 1.35
LCD (dim)
105x79x90
-

GX 300

Fully outside enclosure (39 cm Ø)
0-40Kg
Automatic dynamic 90-230rpm
Patented dynamic balance
8-40cm
1 to 2.05
Bright LED display
101x82x86 cm
Remote management possible

Benefits with GX300

- ✓ Easy loading
- ✓ Do more in less time
- ✓ Improved color distribution
- ✓ Faster mixing
- ✓ Supports a wider range of cans
- ✓ Better homogenization
- ✓ Better visibility in low light spaces
- ✓ Occupies less space in the store
- ✓ Future-ready and remotely accessible for faster diagnostics



Inbuilt Safety Features

- Emergency stop switch
- No clamp movements during loading/unloading
- Automatic door lock in case of sudden power failure

Accelerate your business with future-proof innovation. Choose **GX300**.



A Unit of IDEX Corporation

Contact us for more details



For more information,
visit our website

